



Frigonautica

Il freddo a misura di mare

Steel refrigerators
designed
for every requirements



Frigonautica

Il freddo a misura di mare

“Coming together is the beginning.
Keeping together is progress.
Working together is success.”

(Henry Ford)

A workshop
of ideas and projects
for customers



While projecting
a fridge we put in the
center your idea

Clean and elegant
design



Choice of style
taking into account
every single detail



Experience, reliability, overall quality

STANDARD SERIE

The **STANDARD SERIES** includes **refrigerators and freezer** with fixed dimension, but the wide choice of models and options guarantee at the same time a wide range of customization. All models are designed by keeping in mind the overall quality, and they are all made of **stainless steel**.

Designed with particular attention to marine pleasure sector, all models have high level finishing. The door, for instance, is made by 304 stainless steel inside and 316 stainless steel outside; it is reversible and equipped with a special three-pole magnet seal. The linear designed closing mechanism allows leaving the door half-closed.

The design has focused on the practical aspects: the internal walls angles are rounded; the **shelves and bottle holders can be entirely removed** in order to ease cleaning.

Furthermore, to eliminate condensed steam, all models are equipped with an exhaust to outside. We paid attention **to energy savings**: the high-density foamed polyurethane isolation's width with no CFC, has been brought to 45 mm for the refrigerators and to 60 mm for the freezers.

The internal lighting system is made-up **by 9 high luminosity led** and is fed automatically at 12 or 24 Vcc.

The temperature is regulated by an internal **mechanical thermostat**.





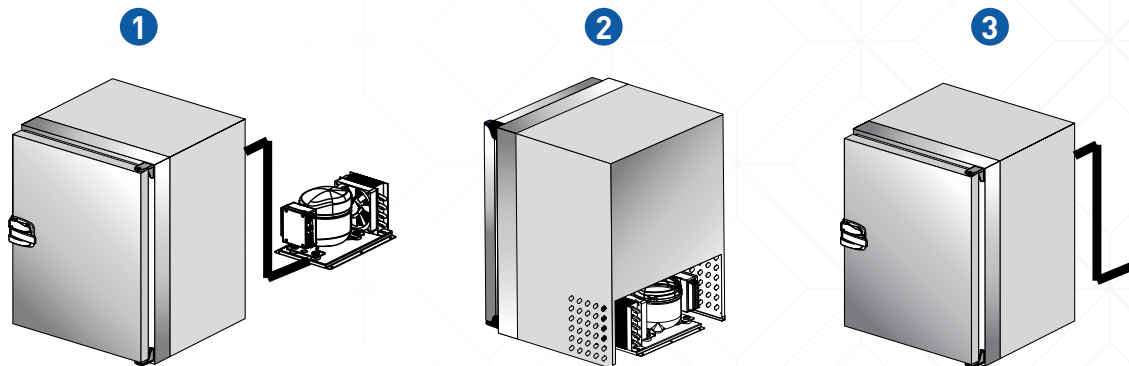
Refrigerator, refrigerator with small freezer, freezer

STANDARD SERIE

The use of stainless steel, which has always emphasized the Frigonautica products, represents the distinctive characteristic of this standard range which is **made-up by vertical opened refrigerators and freezer**; top opened refrigerators and freezer; drawers refrigerators and wine cellar. Vertical opened models are available in eight different capacity lines: **160Lt, 130Lt, 115Lt, 90Lt 80Lt, 60lt, 50Lt and 42Lt.**

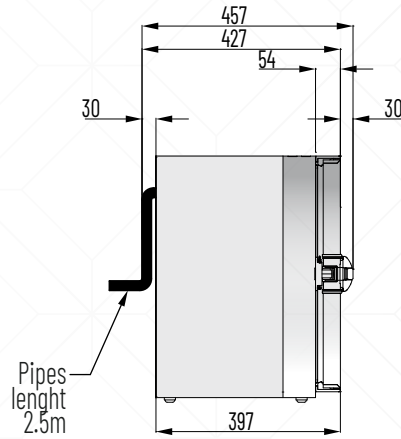
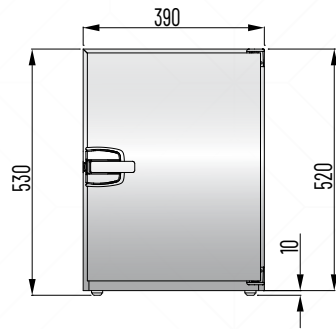
Models with big capacity (160lt - 130Lt - 115Lt - 80Lt) are available in the following versions:

- 1) refrigerator or freezer equipped with remote refrigerating unit, connected to the cupboard through mechanical or quick couplings (upon request)
- 2) refrigerator or freezer equipped with a refrigerating unit which is located inside the cupboard's dimension;
- 3) just the refrigerator or freezer cupboard with no compressor, to be connected to existing refrigerating units.

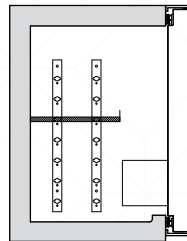




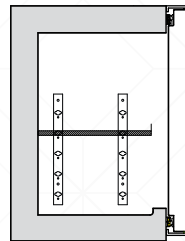
Standard 42



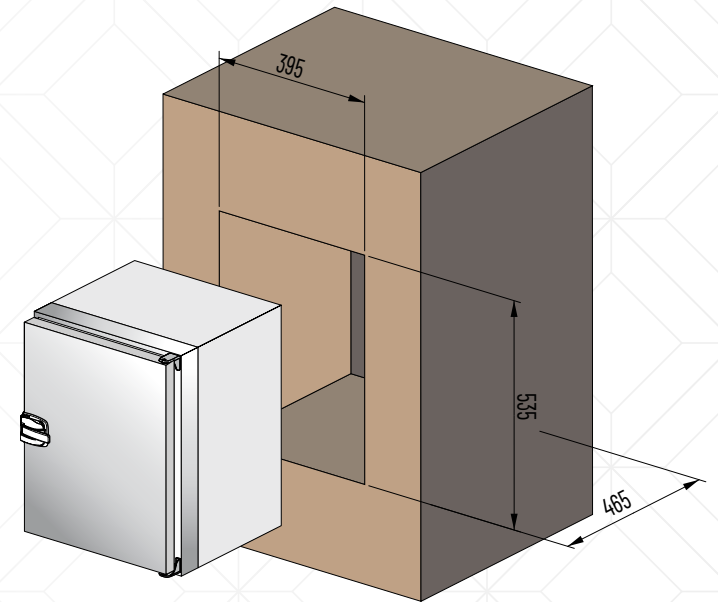
It is the smallest Standard series model, has a **capacity of only 42Lt**, which can be used entirely given that the shelf and bottle holder can be pulled-out and the compressor is located externally.



Mod. FR42RC



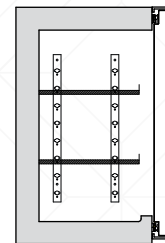
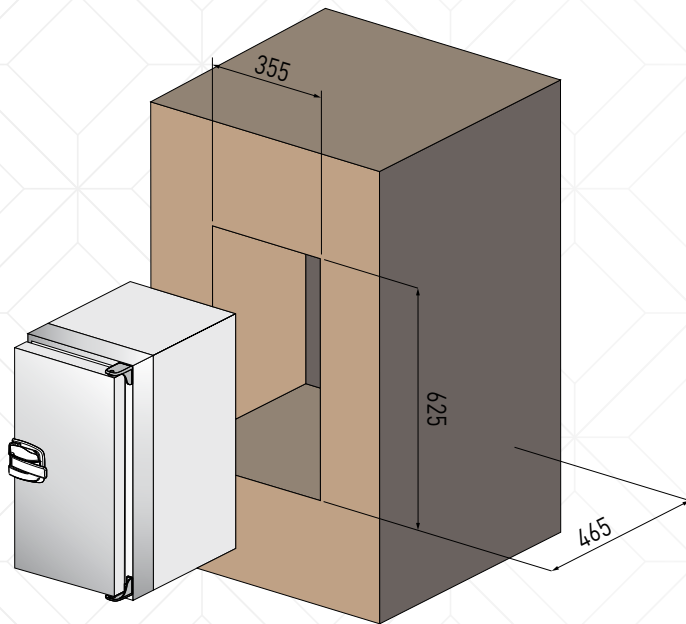
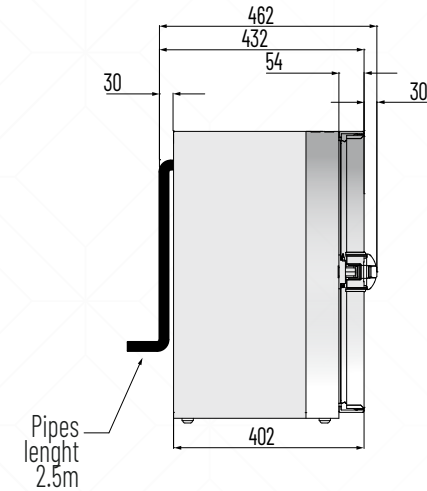
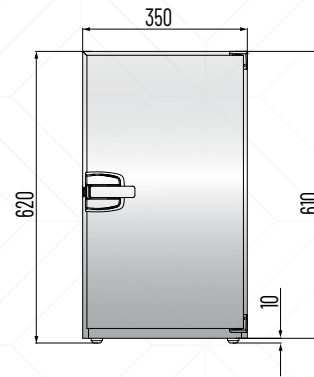
Mod. C42C



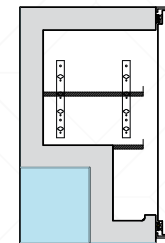
Series	Dimension			Model	Type	Capacity	Insulation	Evaporator	Compressor
	L	P	H						
42	390	457	530	FR42RC	fridge	42	45	integrated	external
				C42C	freezer	30	60	integrated	external

Standard 50

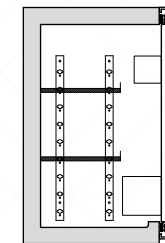
With the same dimensions of the commercial Ice Maker, **Series 50** is the perfect solution to substitute this items, and gives the opportunity to have a small fridge or freezer for daily use.



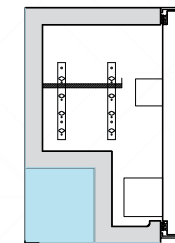
Mod. C50C



Mod. CS50C



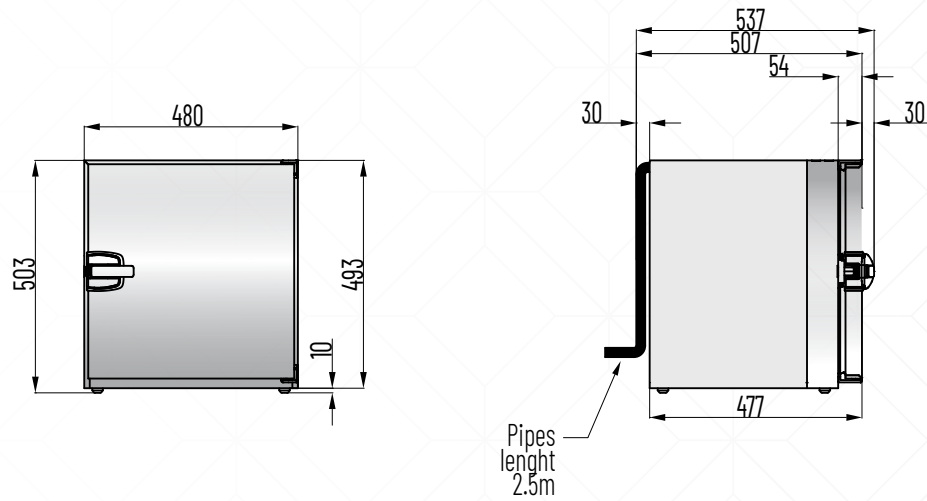
Mod. FR50RC



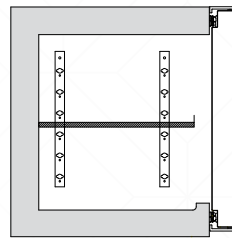
Mod. FRS50RC

Series	Dimension			Model	Type	Capacity	Insulation	Evaporator	Compressor
	L	P	H						
50	350	462	620	FR50RC	fridge	42	45	integrated	external
				FRS50RC	fridge	32	45	integrated	internal
				C50C	congelatore	33	60	integrated	external
				CS50C	congelatore	25	60	integrated	internal

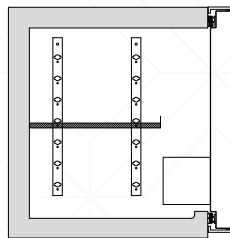
Standard 60



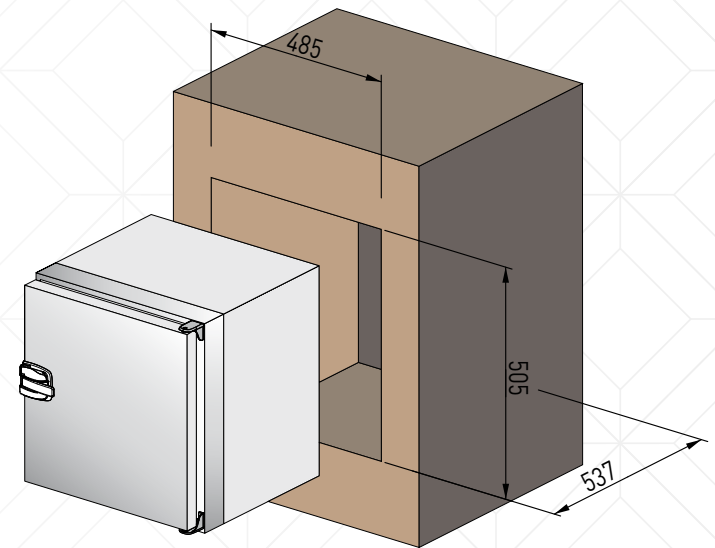
With compact dimensions, **Serie 60** has an usefull internal space due to the adjustable shelves available only with remote refrigerating unit.



Mod. C60C



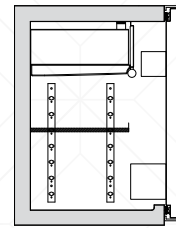
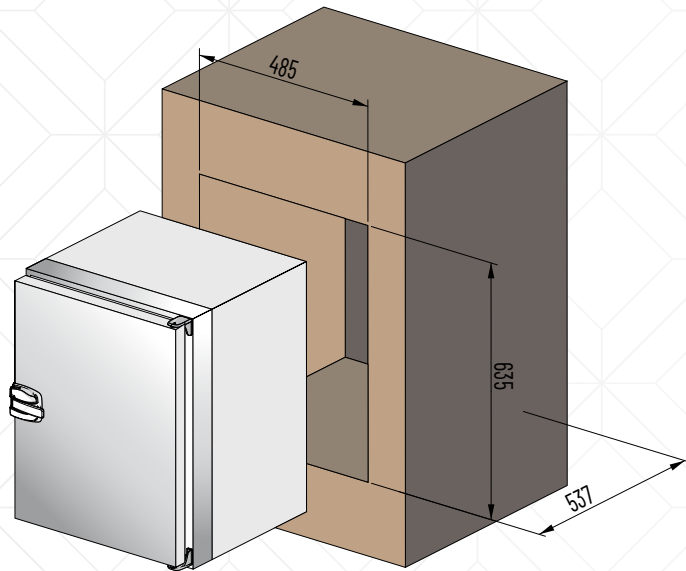
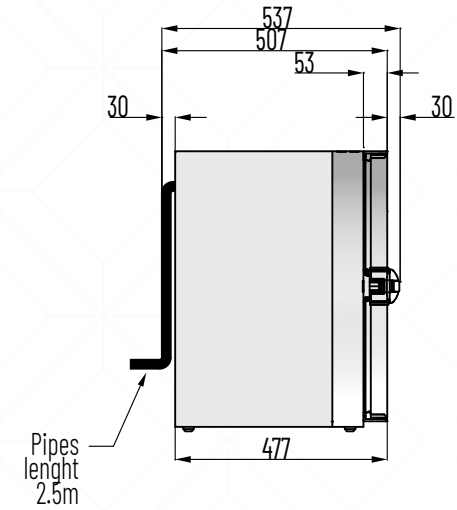
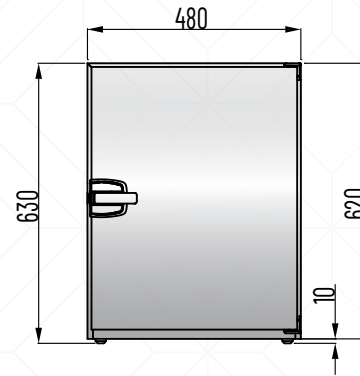
Mod. FR60RC



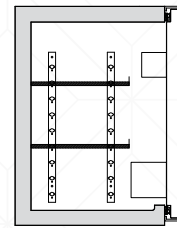
Series	Dimension			Model	Type	Capacity	Insulation	Evaporator	Compressor
	L	P	H						
60	480	537	500	FR60RC	fridge	60	45	integrated	external
				C60C	freezer	45	60	integrated	external

Standard 80

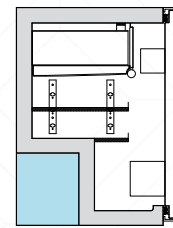
Its dimensions are compact and its internal spacing is well organized thanks to adjustable shelves or sliding drawers, and a small very useful (in model AC) ice compartment.



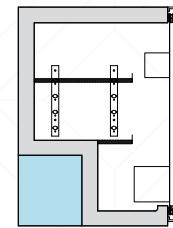
Mod. FR80AC



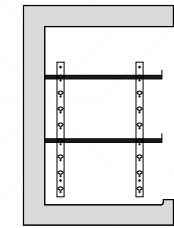
Mod. FR80RC



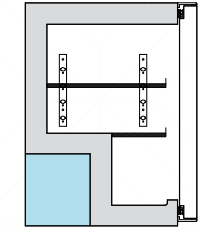
Mod. FRS80AC



Mod. FRS80RC



Mod. C80C

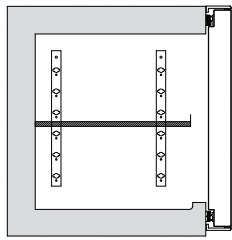
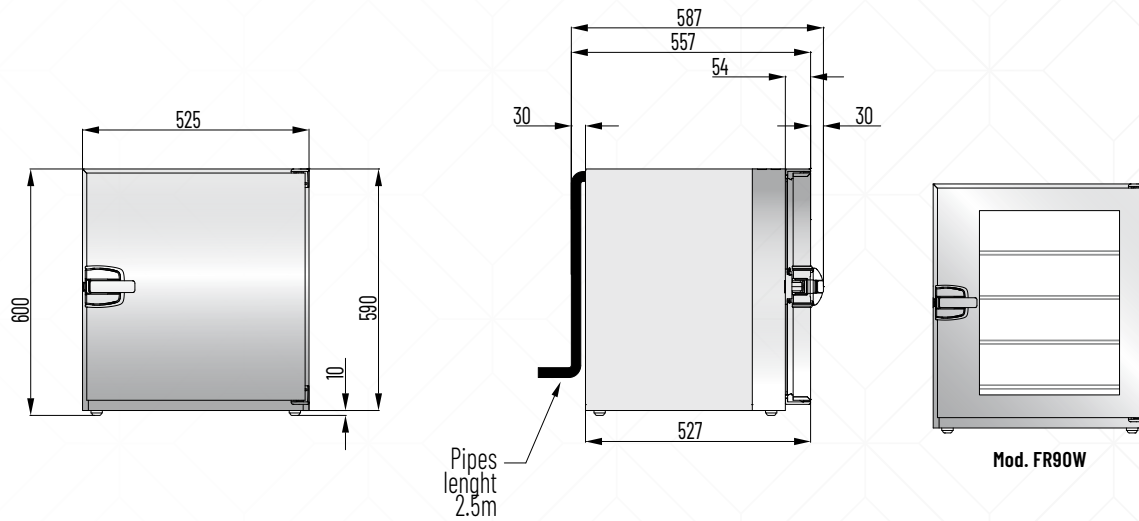


Mod. CS80C

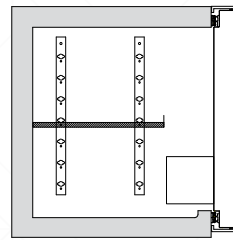
Series	Dimension			Model	Type	Capacity	Insulation	Evaporator	Compressor
	L	P	H						
80	480	537	630	FR80AC	ice compart	80	45	alluminium	external
				FR80RC	fridge	80	45	integrated	external
				FRS80AC	ice compart	64	45	alluminium	internal
				FRS80RC	fridge	64	45	integrated	internal
				C80C	freezer	60	60	integrated	external
				CS80C	freezer	45	60	integrated	internal

Standard 90

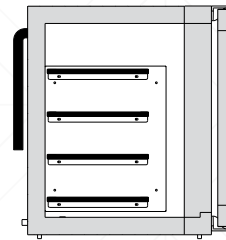
With compact dimensions, **Serie 90** offers an useful regular internal space; it is available with glass door and special shelves for bottles. Remote compressor only.



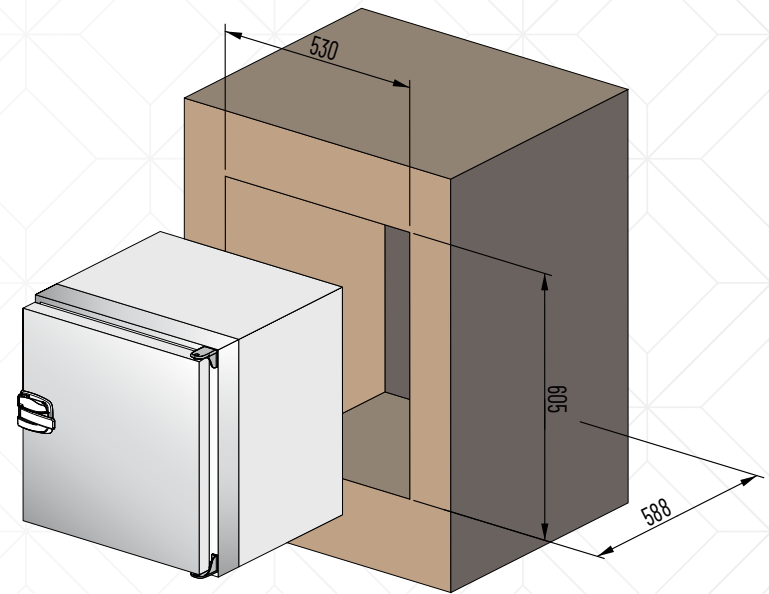
Mod. C90C



Mod. FR90RC



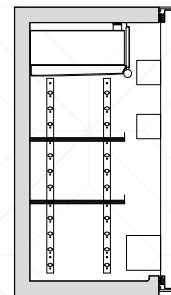
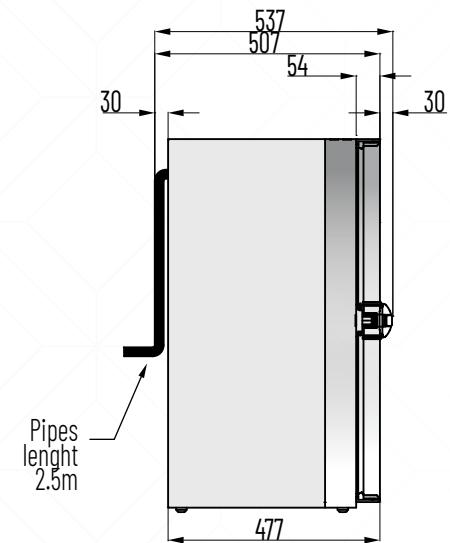
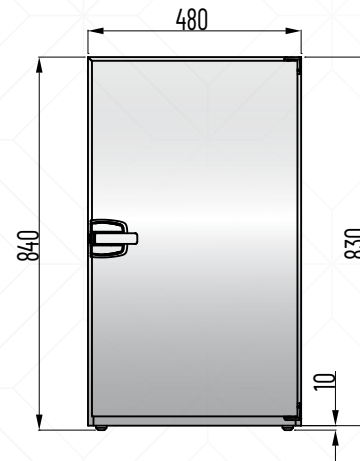
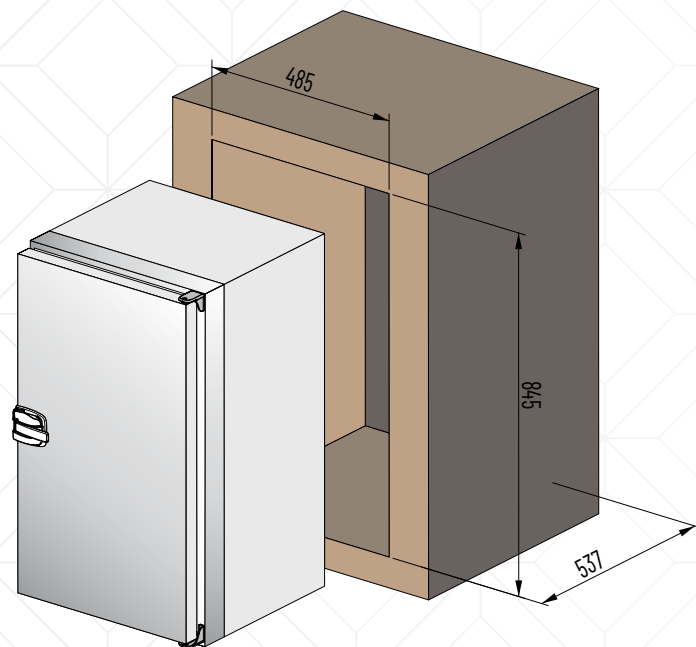
Mod. FR90W



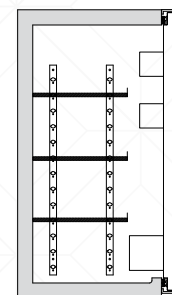
Series	Dimension			Model	Type	Capacity	Insulation	Evaporator	Compressor
	L	P	H						
90	525	587	600	FR90RC	fridge	90	45	internal	remote
				C90C	freezer	80	60	internal	remote
				FR90W	wine cooler	90	45	internal	remote

Standard 115

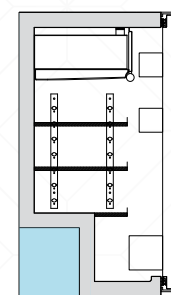
Thought for using the space height-wise, this model has a great filling capacity in spite of its reduced dimensions.



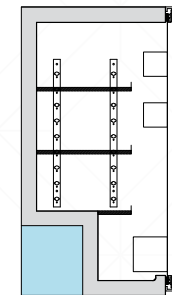
Mod. FR115AC



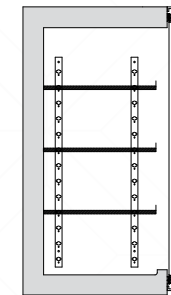
Mod. FR115RC



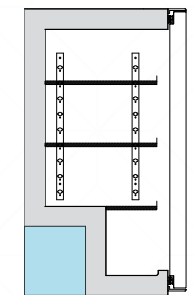
Mod. FRS115AC



Mod. FRS115RC



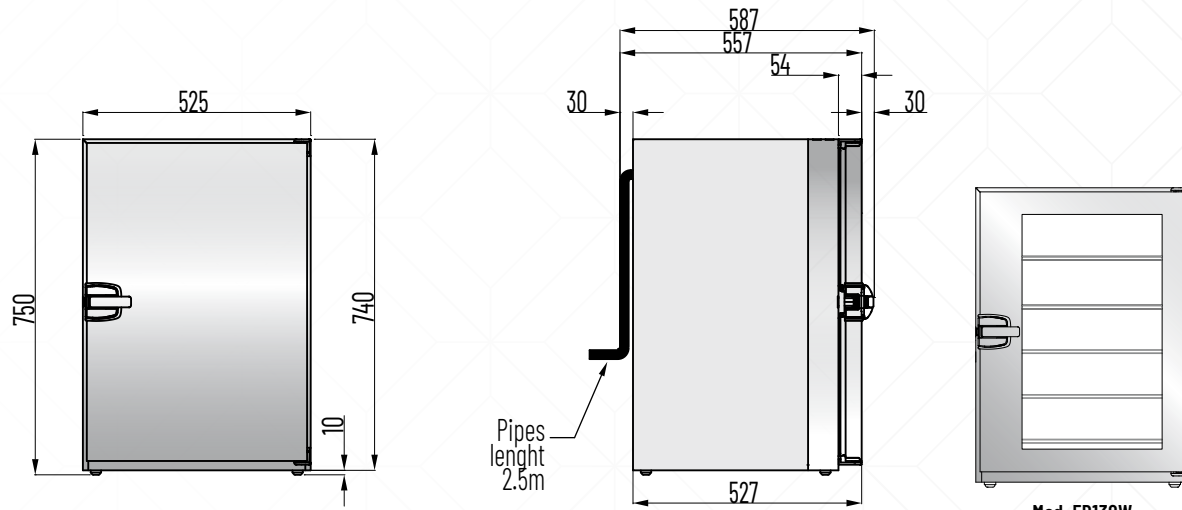
Mod. C115C



Mod. CS115C

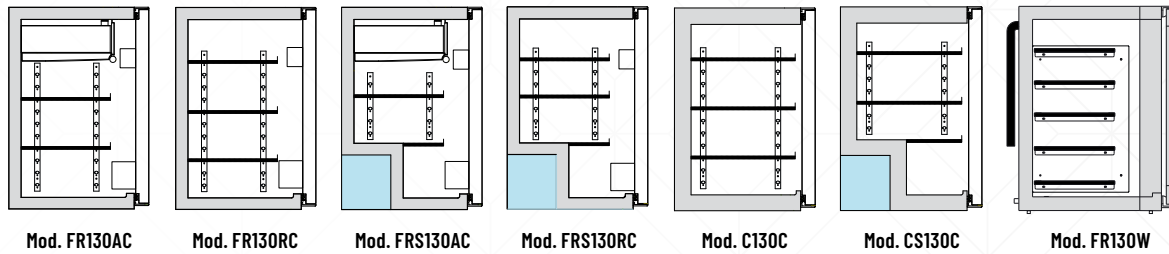
Series	Dimension			Model	Type	Capacity	Insulation	Evaporator	Compressor
	L	P	H						
115	480	537	840	FR115AC	ice compart	115	45	alluminium	external
				FR115RC	fridge	115	45	integrated	external
				FRS115AC	ice compart	100	45	alluminium	internal
				FRS115RC	fridge	100	45	integrated	internal
				C115C	freezer	90	60	integrated	external
				CS115C	freezer	75	60	integrated	internal

Standard 130

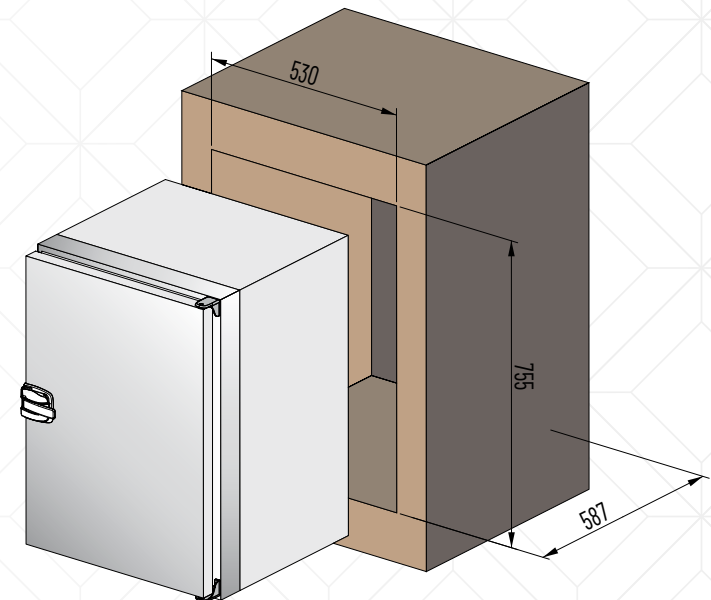


Mod. FR130W

It is a typical under-top model, available in both the built-in version and that with a separate compressor, and it suits any kind of customization.

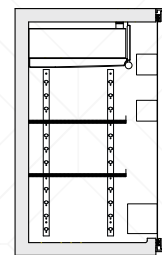
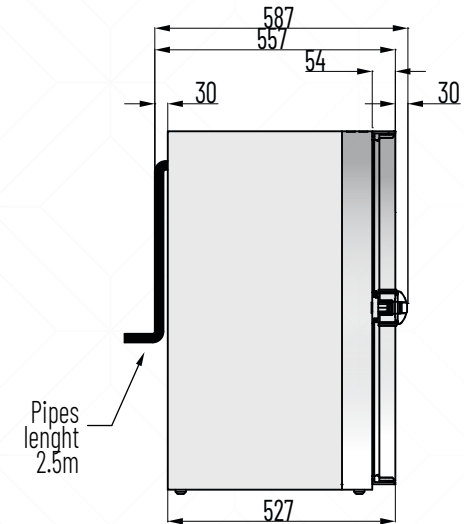
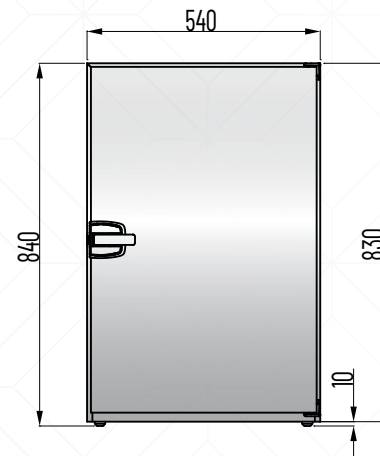
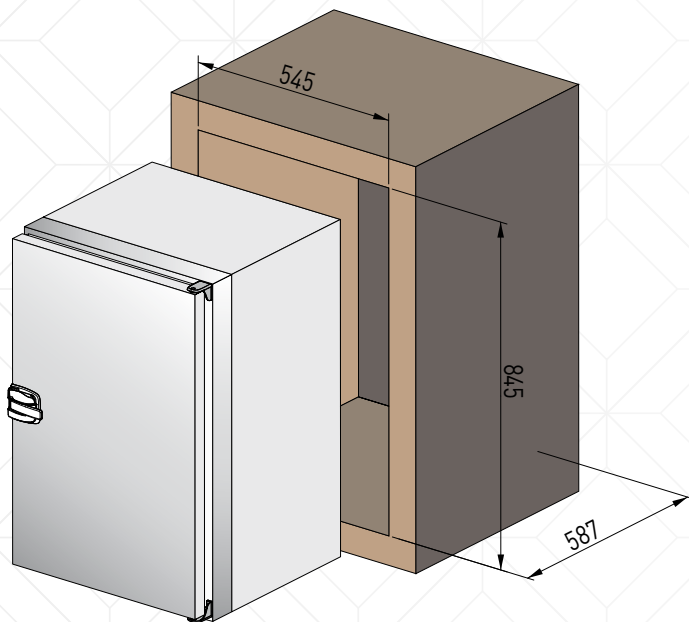


Series	Dimension			Model	Type	Capacity	Insulation	Evaporator	Compressor
	L	P	H						
130	525	587	750	FR130AC	ice compart	130	45	alluminium	external
				FR130RC	fridge	130	45	integrated	external
				FRS130AC	ice compart	112	45	alluminium	internal
				FRS130RC	fridge	112	45	integrated	internal
				C130C	freezer	100	60	integrated	external
				CS130C	freezer	84	60	integrated	internal
				FR130W	fridge	130	45	integrated	external

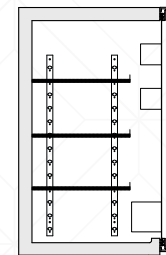


Standard 160

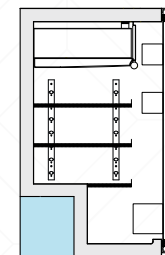
It is the Standard series model which has the greatest capacity and is offered in many solutions: with an internal or external compressor, with or without a freezer compartment, shelves, drawers etc.



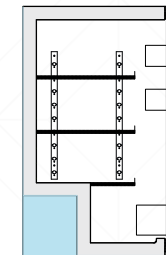
Mod. FR160AC



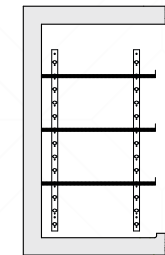
Mod. FR160RC



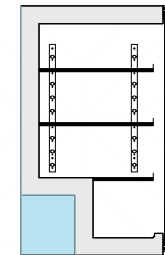
Mod. FRS160AC



Mod. FRS160RC



Mod. C160C



Mod. CS160C

Series	Dimension			Model	Type	Capacity	Insulation	Evaporator	Compressor
	L	P	H						
160	540	587	840	FR160AC	ice compart	160	45	alluminium	external
				FR160RC	fridge	160	45	integrated	external
				FRS160AC	ice compart	141	45	alluminium	internal
				FRS160RC	fridge	141	45	integrated	internal
				C160C	freezer	130	60	integrated	external
				CS160C	freezer	113	60	integrated	internal

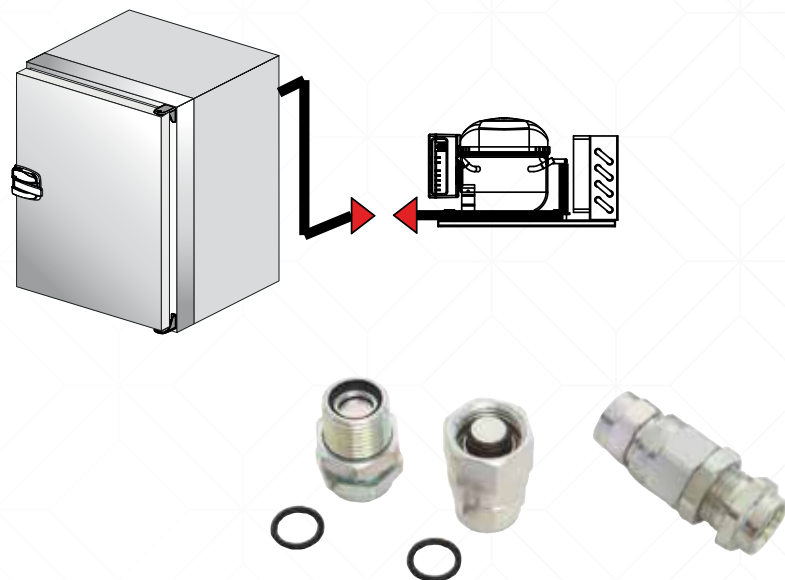
OPTIONAL

Quickly couplings, thermostat

Even if we are talking of a standard series, several optionals allow different kinds of customization.

QUICKLY COUPLINGS

Special couplings which allow to separate cabinet from compressor avoiding gas loosing. That's very useful during installation which do not request skilled technical personal.



DIGITAL THERMOSTAT

In order to keep the internal temperature under control and have real time indications of fridge functionality.



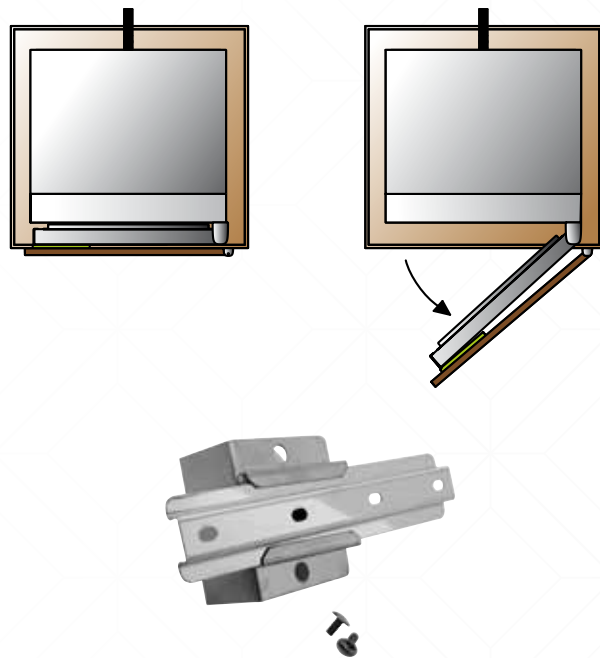


OPTIONAL

Door, fixing kit, sliding kit, bottom plate

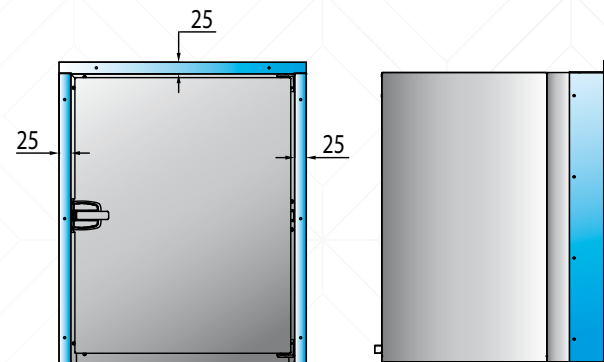
DOOR SLIDING KIT

Sliding mechanism which replaces the handle in the case of a fully built-in installation.



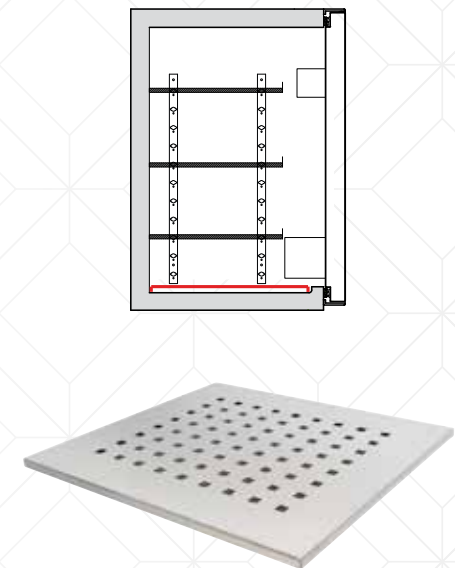
STAINLESS FRAME

To easily fix the cupboard to furniture.



STAINLESS STEEL PLATE FOR BOTTOM

In order to avoid that foods placed on bottom get wet due to condense.

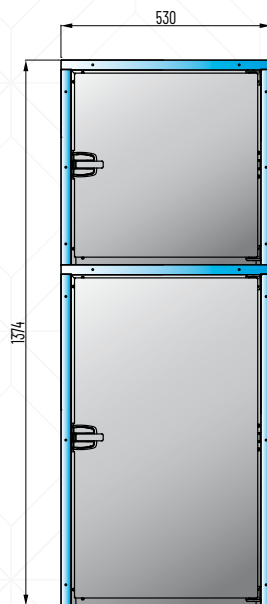
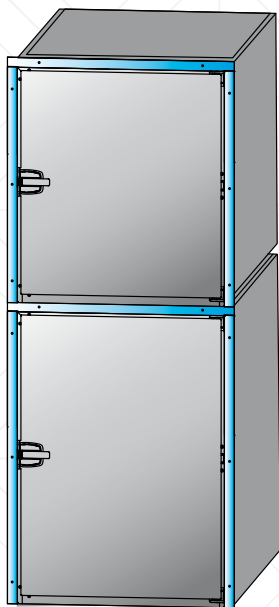


OPTIONAL

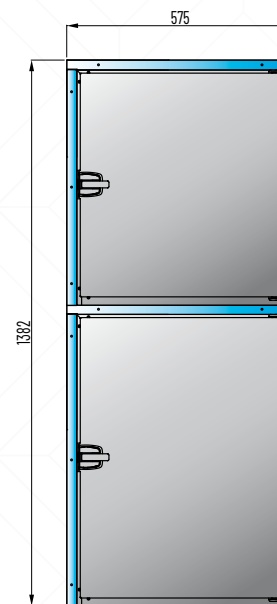
Overlap kit

Special stainless steel frame, which allows overlapping two or more models with the same width.

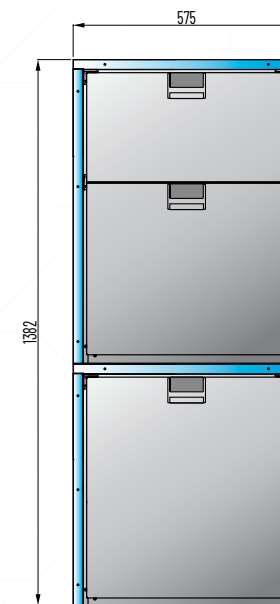
THE SOLUTIONS BELOW ARE POSSIBLE EXAMPLES



Mod. FR115RC - C60C



Mod. FR130RC - C90C



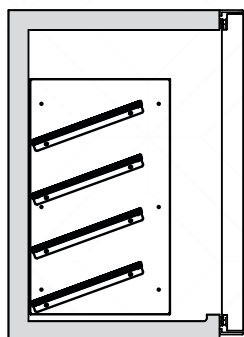
Mod. CC1 - FC4

OPTIONAL

Internal space, drawers, shelves

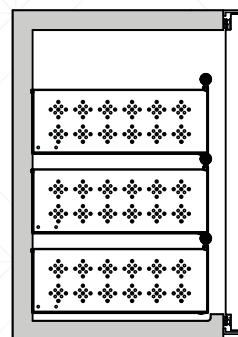
FIXED OBLIQUE SHELVES MADE ESPECIALLY FOR LAYING BOTTLES

- SERIE 160:** mod. FR160RC: 5 shelves 4 bottles each
- SERIE 130:** mod. FR130RC: 4 shelves 4 bottles each
- SERIE 115:** mod. FR115RC: 5 shelves 4 bottles each
- SERIE 80:** mod. FR80RC: 3 shelves 4 bottles each
- SERIE 60:** mod. FR60RC: 2 shelves 4 bottles each



SLIDING DRAWERS

- SERIE 160:** max number of drawers: 3
- SERIE 130:** max number of drawers: 3
- SERIE 115:** max number of drawers: 3
- SERIE 80:** max number of drawers: 2
- SERIE 60:** max number of drawers: 1





DRAWERS REFRIGERATORS

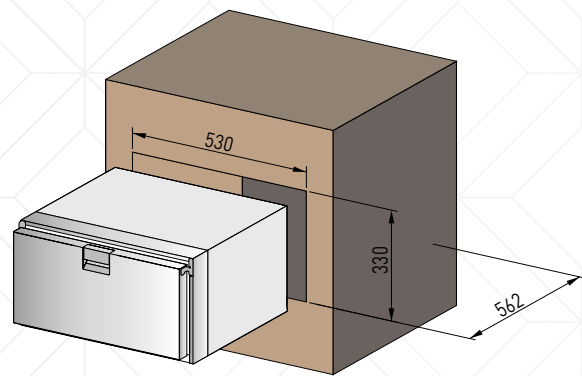
With clean and compact design, the **drawer refrigerators** are supplied with internal walls in polished 304ba stainless steel and frontal part and drawers in 316 brushed stainless steel.

Through an accurate design and the choice of high quality materials, the company has been able to exploit in the best of ways the volumes without disregarding the structural firmness. Frigonautica proposes three different models with one or two sliding drawer, suiting different loading needs.

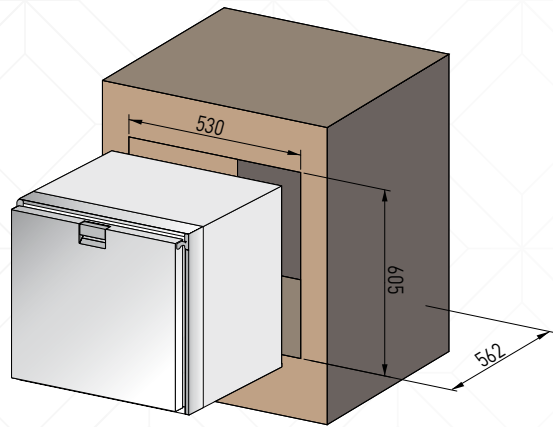
The smallest model with one drawers is particularly suitable for small location as under sets or under benches. Both versions can be provided with a mechanical or digital thermostat; and they are equipped with an external refrigerating unit.



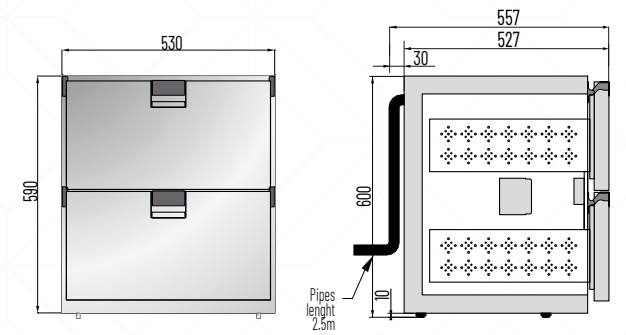
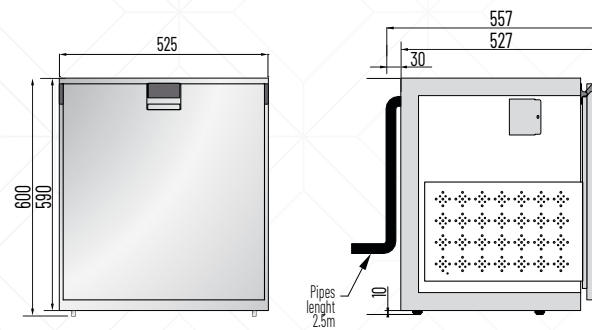
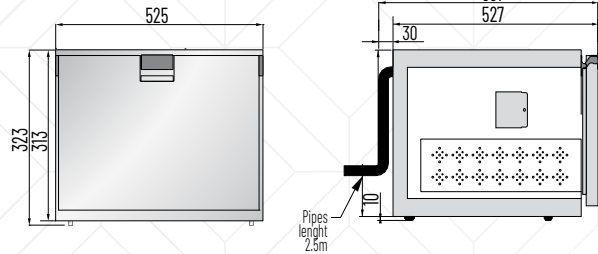
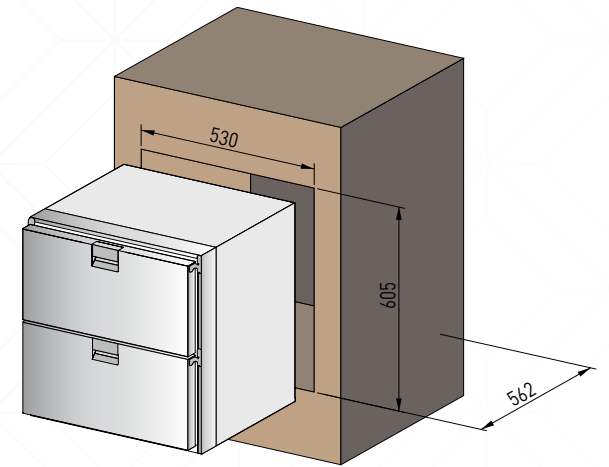
MOD. FC0



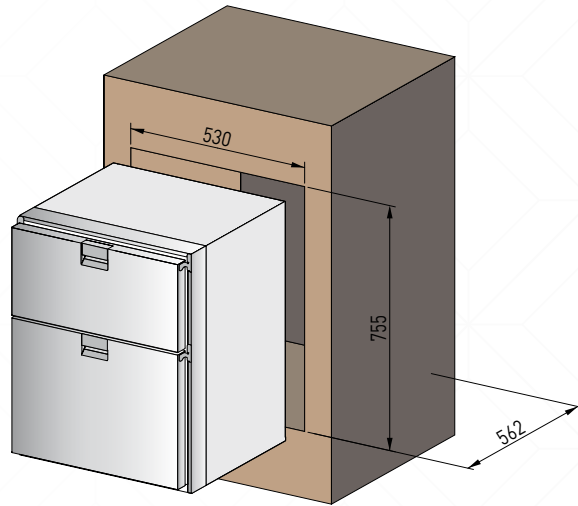
MOD. FC1-CC1



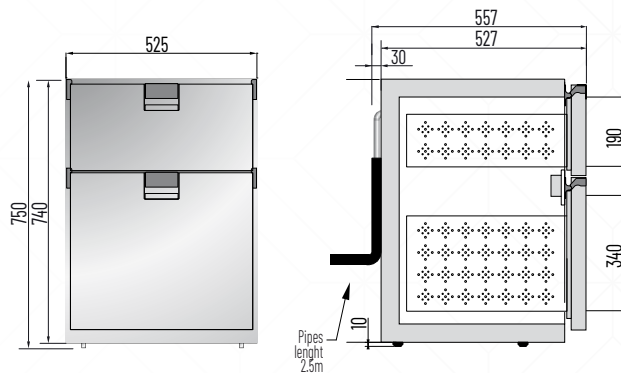
MOD. FC2



MOD. FC4



When realizing also this product, Frigonautica has focused on details and searched technical solutions to allow a practical and comfortable usage. The drawers' compartment inside walls are made in polished 304ba stainless steel, the frontal side and drawers are made of 316 brushed stainless steel. The foamed polyurethane insulation, with no CFC, has a thickness of a 40 mm and contains the copper pipe evaporator. The system for gathering and exhausting the condensed steam, located on the ground, is easily connected to the outside. A mechanical or digital thermostat (option) grants the temperature control.



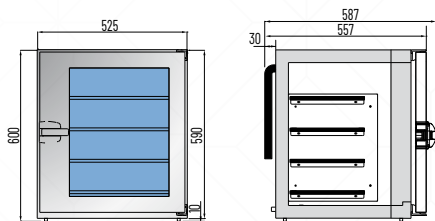
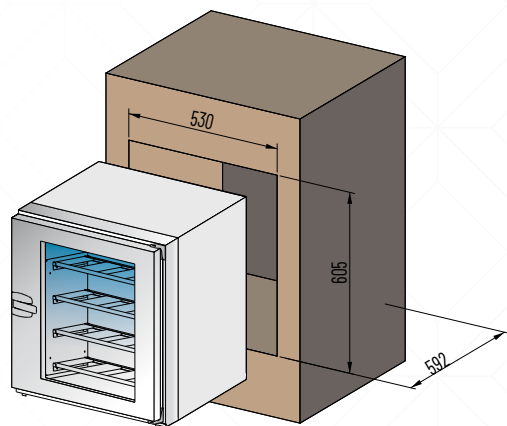
Series	Dimension			Type	Capacity	Insulation	N. drawers	Compressor
	L	P	H					
FC0	525	557	325	frigo	42	45	1	external
FC1	525	557	600	frigo	90	60	1	external
FC2	525	557	600	frigo	90	45	2	external
FC4	525	557	750	frigo	130	130	2	external
CC1	525	557	600	freezer	75	75	1+1	external



WINE COOLER

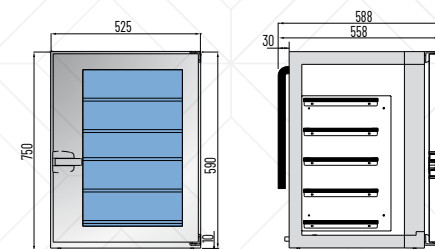
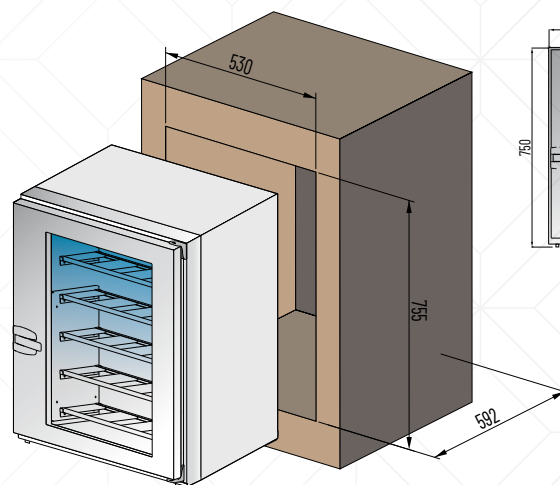
Thanks to its functional and modular design, the Frigonautica **wine cellar** can hold up to 16 bottles, arranged on 4 shelves. Lights L.E.D. light the interior space and mechanical or digital thermostat (option) regulate precisely internal temperature.

MOD. FR90W




The quality of the materials used and the accuracy of the finishes make this product one of the most exclusive of the standard range.

MOD. FR130W



Series	Dimension			Model	Type	Capacity	Shelves	Bottles	Compressor
	L	P	H						
90	525	587	600	FR90W	Wine cooler	90	4	16	external
130	525	587	750	FR130W	Wine cooler	130	5	20	external



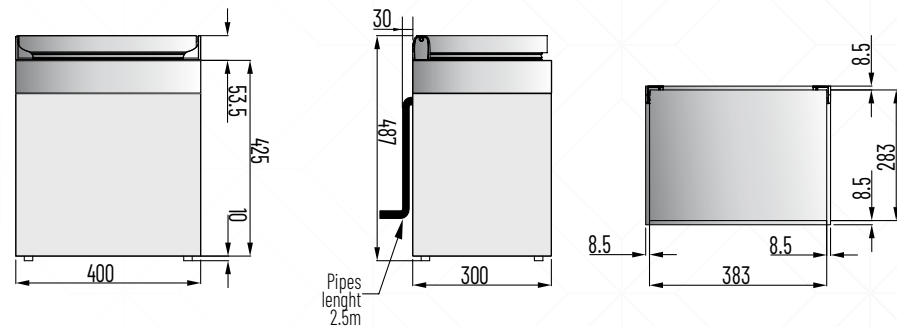
Quality of the materials, easy access, practical usage

SPECIAL SERIE

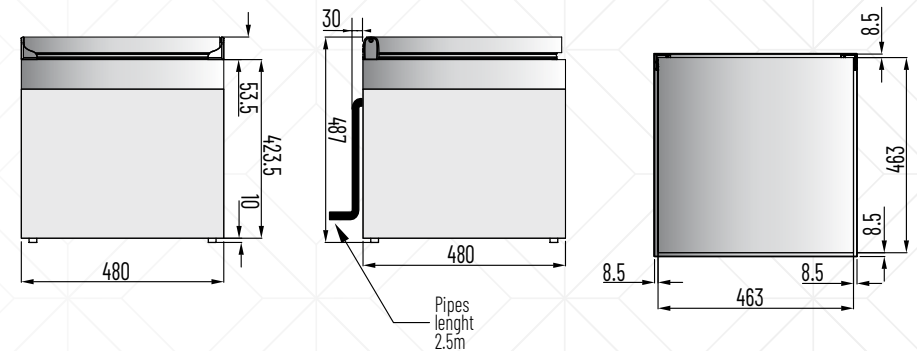
The **SPECIAL SERIES** consists of different refrigerator and freezer models, loaded from top, which have been thought to optimize the on-board space by exploiting even the smallest areas.

Just like the other Frigonautica products, even those of the Special series use stainless steel, high quality materials and technical arrangements which guarantee their reliability. All the models are equipped with an external airtight refrigerating unit.

MOD. FRO25C



MOD. FRO60C / MOD. CO60C



Series	Dimension			Model	Type	Capacity	Insulation	Evaporator	Compressor
	L	P	H						
SPECIALE	400	330	487	FRO25C	fridge	25	35	integrated	external
	480	510	487	FRO60C	fridge	60	35	integrated	external
	480	510	487	CO60C	freezer	50	60	integrated	external



Exclusive design,
craft work quality, uniqueness

CUSTOM REFRIGERATORS

The **CUSTOM SERIES** represents highest level of Frigonautica's manufacturing, which has always aimed at personalizing the elite yachting production segment. Frigonautica builds each single Custom product disregarding the dimension or shape limitations. By using different finishing typologies the custom products are bound to suit any type of set-up.

Every refrigerator is designed and made according to the customer's specifications: ship-owner, designer or shipyard, and adopts unlimited technical solutions.

The building specifications described here are not engaging, but they nevertheless represent possible solutions from the moment that an original and exclusive project corresponds to each refrigerator, and every single component is realized by going through sophisticated working processes.

Every custom project is unique.





CUSTOM REFRIGERATORS

By continuously trying to improve the product's quality and after a long building experience, some technical elements which characterize all the Custom products have been identified.

The furniture's external walls are made in sea plywood, while the internal ones are in polished 304ba stainless steel. The walls structure has been studied to guarantee adequate protection to the furniture from UV rays and steam.

To allow the cold area to remain well separated and avoid condensed steam on the furniture's front part, PVC sections and resistances are present along the door opening perimeter.

The internal lower part of each compartment is shaped so as to allow the condensed steam to gather towards the exhaust which can be easily connected to an outside pipe.

The insulation, the width of which varies in accordance with the different usage needs, is made of foamed polyurethane, with no CFC, injected under high densities press.

The inside space offers various solutions: set or adjustable shelves height-wise, sliding draws, cylinders or oblique shelves for bottles, etc.

The inside space can be subdivided combining various elements: steel shelves adjustable height-wise, special leaning shelves for bottles, cylinders or half-cylinders for holding bottles, stainless steel sheet sliding drawers etc.





CUSTOM REFRIGERATORS

After having worked for thirty years for the most famous shipyards, thousands of projects of different shape and size have become functional refrigerators and freezers.

The working abilities range from the smallest product (10 - 15Lt) to those more important (above 500Lt) and present the most diverse shapes: regular or shaped, with loading from the front or top, often combined between themselves.

According to the different needs, the company designs and manufactures positive temperature refrigerating compartments, low temperature freezers, compartments for wine and vegetables, freezers with ice maker inside etc. The temperatures can be regulated by an internal mechanical or digital thermostat.

The gas expansion can be ensured through a capillary-type system in the case of connections to airproof-type settings, or through a thermostatic valve for centralized-kind installations.





Wooden finishing, steel finishing

CUSTOM REFRIGERATORS

The **WOODEN FINISHING** comprehends two types of doors: in relief or flush.

When creating a flush door, the door and its closing mechanism are placed inside the heartwood which hides the built-in hinges. The frame and door are usually provided coarse, separate from the furniture, to ease the varnishing and veneering operations done by the shipyard.

When producing in relief the door protrudes from the furniture's frame; the hinges and closing mechanism are visible.

This kind of manufacturing, usually provided in coarse quality marine grade plywood, fits perfectly all kinds of coatings: veneering of essences, lacquering etc.

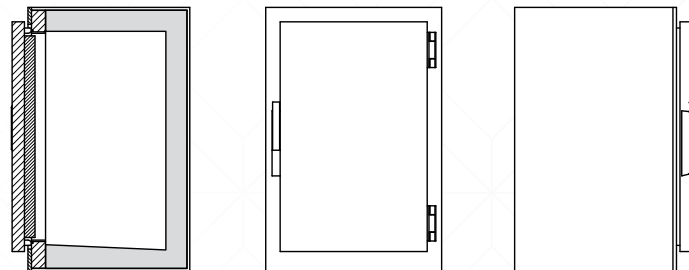
The **STAINLESS STEEL FINISHING**, needs no subsequent intervention: the refrigerator can be placed directly at sight.

The door can be built in relief: with a visible closing mechanism and hinges or have a linear door with a built-in rounded closing mechanism and hinges on the doors corners.


The in relief kind of manufacturing can be provided with glass finishing, especially suitable for wine cellars, made-up by a central shock-resistant glass window and a double glazing equipped with inert gas.

Directly removable drawers are available for both the wooden and steel finishing for which the full door solution is certainly more suitable.

TECHNICAL DESIGN FOR THE SYSTEM WITH DOORS IN RELIEF



TECHNICAL DESIGN FOR THE SYSTEM WITH FLUSH DOORS






MODULAR COLD ROOMS


The **MODULAR COLD ROOMS** complete the concept of "custom refrigeration", they satisfy the demand of big volumes as well as fridge rooms, freezer rooms, waste rooms etc.

The industrial technologic is adapted on board, with particular care to finishing and with a wide possibility to personalize the construction.

The distribution of internal temperature and humidity is guaranteed by airy evaporators which are projected specifically for each cold room.

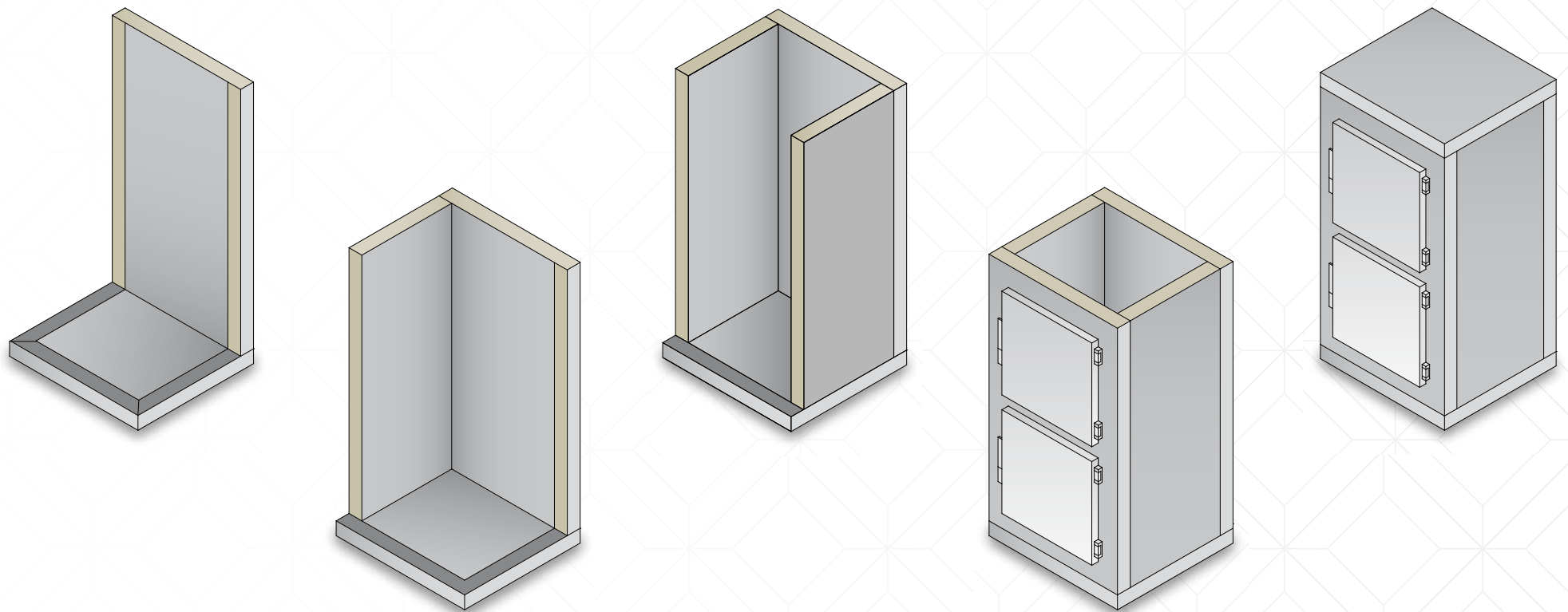
The internal space can be divided by shelves, modular and adjustable in high, which are mounted on a framework.






MODULAR COLD ROOMS

INSTALLATION SCHEMA OF A MODULAR COLD ROOM





Flexibility, practical usage, savings

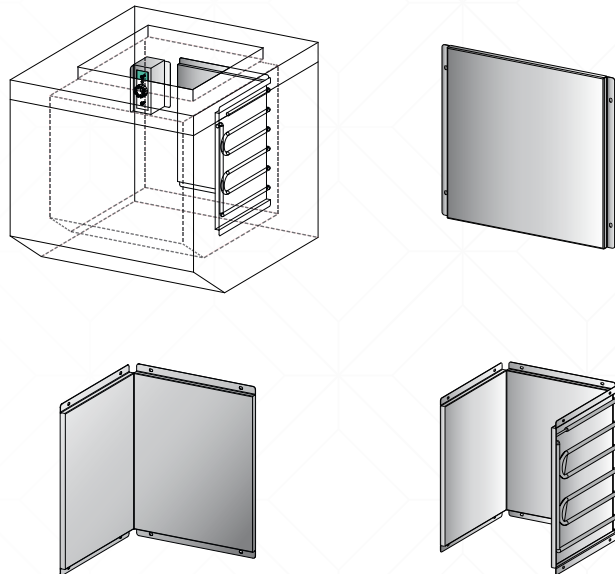
EVAPORATORS

The **custom-made manufacturing of evaporators** allows refrigerating any kind of pre-existing isolated area in shape or dimensions.

Carefully manufactured in stainless steel they take little place and look clean.

The refrigerating copper tubular element is connected to the evaporator's wall with thermo-conductive materials and is protected by an aluminium foil.

The gas's evaporation can occur through a capillary pipe or thermostatic valve in order to adapt the evaporator to the functioning process with refrigerating units of an airproof or open-type.






REFRIGERATING UNITS, ACCESSORI

AIRTIGHT REFRIGERATING UNITS 12-24 Vdc

Of a bare essential size and totally silent, the low tension airtight systems are thought for refrigerating low and medium capacity units. They are available with a **forced air or water condensation system through a pump**. They can all be connected from 90 to 240 Vac by means of a RA15 model switching power supplier.

AIRTIGHT REFRIGERATING UNITS 110 - 240 - 380 Vac

Using high quality commercial compressors, Frigonautica is able to supply custom refrigerating units to satisfy the specific needs of their clients. Available with different power from 100W to 1500W and different types of condensation (through water or air) these refrigerating units are suitable for all types of systems.



AIRTIGHT UNITS 12-24V

compressor 3 cm³

Cooled by forced air through a fan, these airtight refrigerating units are suitable for cooling till 220Lt capacity (fridge temperature) or 130Lt capacity (freezer temperature). A good air flow must be granted to assure an efficient performance.

EV80



EV100



Cooled by sea water through circulation pump (Mod. EAF80-EAF100).

*Test conditions: Condensation temperature +55°C - Evaporation temperature -10 °C - Voltage 24Vdc
Data are for voltage 24Vdc, for voltage 12Vdc consumption is double. Consumption of model EAF80 and AEF100 do not include pump's consumption.*

EAF80 / EAF100



Model	Dimension			Displacement cm ³	Speeding rpm	Consumption A	Power input W	Cooling capacity W	Weight Kg
	L	P	H						
EV80	290	190	170	3,0	2500	5,61	67,7	88,9	5,9
EV100	320	200	170	3,0	3500	7,90	95,0	123,0	6,2
EAF80	230	200	170	3,0	2500	5,61	67,7	88,9	6,2
EAF100	230	220	170	3,0	3500	7,90	95,0	123,0	6,2

SWITCHING POWER SUPPLY

The **switching power supplier mod. RA15** is a device, which **allows connecting 12/24 Vdc compressor** to voltage 220Vac (or 110Vac) for long or short period.



Model	Dimension			Input	Output		Power input	Weight
	L	P	H					
RA15-12/110V	120	270	50	110 Vac	12Vdc	14 A	168	1,1
RA15-24/110V	120	270	50	110 Vac	24Vdc	7 A	168	1,1
RA15-12/240V	120	270	50	240 Vac	12Vdc	14 A	168	1,1
RA15-24/240V	135	270	50	240 Vac	24Vdc	7 A	168	1,1

AIRTIGHT UNITS 240VAC

Power, flexibility, saving

Each units is projected on the base of the volumes and type of compartment which must be cooled, in order to guarantee the maximal efficiency. All units can be cooled by air or water, with power ranging from 200W to 2000W.



AIRTIGHT UNITS 240VAC

Power, flexibility, saving

ELECTRICAL CONTROL PANEL

An electrical panel is projected specifically for each system to guarantee its control.



VENTILATED EVAPORATOR

The ventilated evaporators are projected specifically in accordance to the shape and capacity of the compartment.



INDEX

STANDARD SERIE

6

- 11** Standard 42
- 12** Standard 50
- 13** Standard 60
- 14** Standard 80
- 15** Standard 90
- 16** Standard 115
- 17** Standard 130
- 18** Standard 160

CUSTOM REFRIGERATORS

32

- 33** General characteristics
- 39** Wooden finishing,
stainless steel finishing

OPTIONAL

19

- 19** Quickly couplings, thermostat
- 21** Quickly couplings, thermostat
- 22** Overlap kit
- 23** Internal space, drawers, shelves

MODULAR COLD ROOMS

40

- 41** General characteristics

DRAWERS REFRIGERATORS

24

- 26** Mod. FC0
Mod. FC1-CC1
Mod. FC2
- 27** Mod. FC4
- 29** Wine cooler
Mod. FR90W
Mod. FR130W

EVAPORATORS

44

- 45** General characteristics

SPECIAL SERIE

30

- 31** Mod. FR025
Mod. FR060C
Mod. C060C

REFRIGERATING UNITS, ACCESSORIES

46

- 48** Airtight units
12 - 24 Vdc
- 49** Switching power supply
- 50** Airtight units
240 Vac

Special thanks:

Internal location: ISA Yachts - MILYUS YACHTS - BALTIC YACHTS - LOGICA Yachts - THE ITALIAN SEA GROUP



30020 TORRE DI MOSTO (VE) ITALY
Via Confin, 64 - T. 0039.0421.325214
info@frigonautica.it



www.frigonautica.it

